

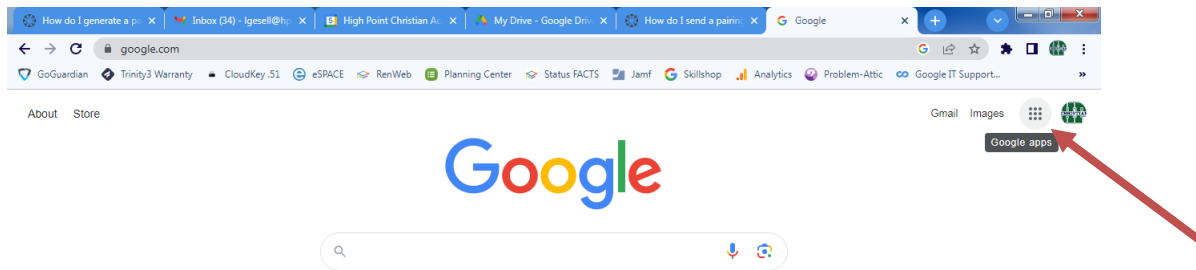
CANVAS - ACCESS STUDENT'S ACCOUNT ON A COMPUTER



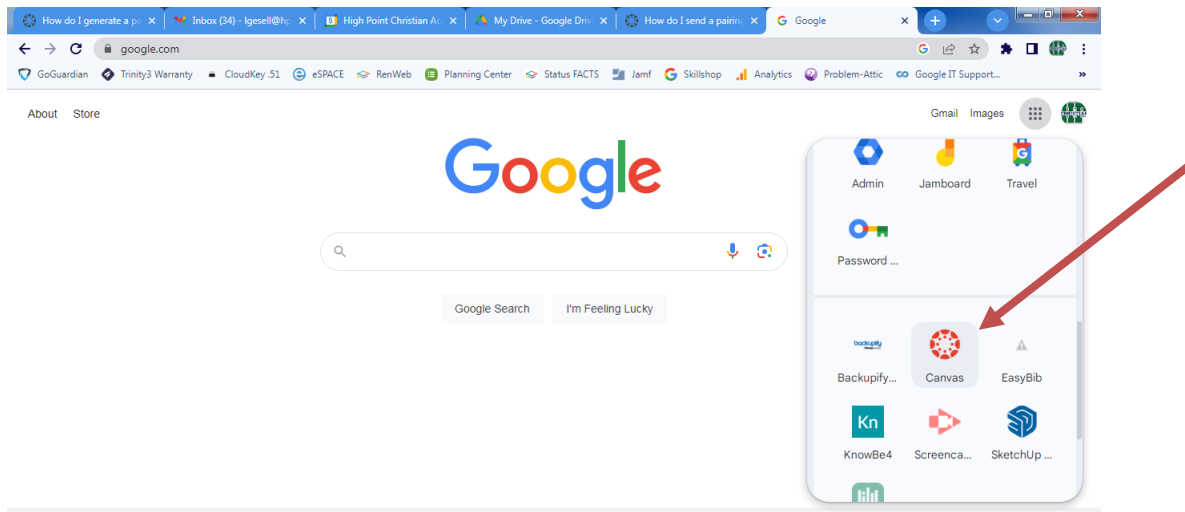
1 On a computer, go to Google.com and log in to your account

Use your student email address and password.
The email address will end in @hpcacougars.org

2 Open the Google Apps Menu (9 dots)



3 Scroll to the bottom and click on the Canvas icon



4 The student is now automatically logged in to Canvas

There are no additional login credentials for Canvas.

CANVAS - CREATE PARENT ACCOUNT USING PHONE APP



1 Download the Canvas Parent App (Blue)

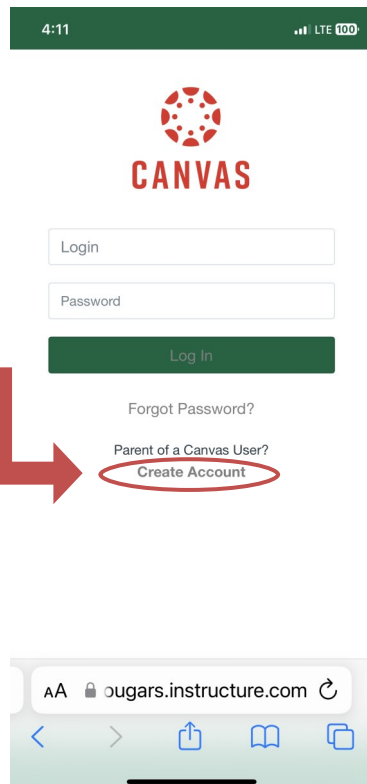


2 Create an account

Click on Find your School -
Type in High Point Christian Academy

Find School

3 Click on Create Account



4 Enter Parent Login Info

5 Get Pairing Code

Student Pairing Code

This code is generated from your student's Canvas account.

- Your child will log in to Google, click on the 9 dot menu and click on the Canvas icon.
- Click on left menu -- Account, Settings. On the right side, click Pair with Observer. This will generate an alpha-numeric pairing code.

[Click for a video tutorial.](#)

Note: A pairing code can be used one time. Generate a unique pairing code for each parent.